

Product Guide

ZEDD CABINS



ZEDD™



CONTENTS

04	About Us
06	Designs
32	Inclusions & Upgrades
46	Trade-In Program
48	Testimonial

ABOUT US

Founded in Griffith, NSW, with roots in luxury home building and construction since 1988, ZEDD has built a reputation for excellence, precision, and innovation.

Recognising a gap in the market, we invested heavily in research and development to elevate the standard of luxury cabins. Our mission was clear — to raise the bar by delivering quality, bespoke design, and craftsmanship that discerning clients expect.

What began as a family business led by Stuart John and his three sons, Lachlan, Jarred, and Oakley, has grown into a dedicated team including Tahlia, Stuart's youngest daughter, and Gonzalo. Together, we share a commitment to creating something extraordinary.

At ZEDD, we build bespoke, architecturally-designed luxury cabins with uncompromising attention to detail. Every cabin is crafted to provide a high-end guest experience, enhancing your brand's prestige.

Our approach is simple — we don't take shortcuts. Every build is a tailored solution, designed to integrate seamlessly into its surroundings, from wineries and resorts to holiday parks and unique destinations.

Why ZEDD Stands Apart:

- Family-Owned & Operated: Built on dedication, passion, and integrity.
- Bespoke Design: Tailored to your vision, purpose, and environment.
- Uncompromising Quality: Engineered to the highest standards for luxury, durability, and sustainability.
- Elevating Guest Experience: More than accommodation — we create an experience.

“A family team is a powerful force. With a shared sense of purpose, we are equally invested in the success of helping wineries and holiday parks thrive.”

– Stuart John, Founder, ZEDD Cabins



STUART JOHN
CEO & Head of Developments



TEAM



LACHLAN JOHN
Head of Operations & Client Relations



JARRED JOHN
Head of Design & Innovation



GONZALO VALENZUELA
Business Development Manager



OAKLEY JOHN
Workshop Manager



TAHLIA JOHN
Admin & Marketing

Designs





FLOOR PLAN

Banksia

CABIN



CABIN DIMENSIONS

Width 6m
Length 12m

FLOOR PLAN AREA

Total Area 72m²

ROOM DIMENSIONS

Bedrooms 3 x 2.8
Kitchen 3.5 x 2.8
Bathroom 2.5 x 2.4
Dining 3.3 x 2.8
Living 3.1 x 4.2

[View Online](#)


BANKSIA

Exterior



GALLERY

Interior





FLOOR PLAN

Elara

CABIN



CABIN DIMENSIONS

Width	5m
Length	10m

FLOOR PLAN AREA

Total Area	50m ²
------------	------------------

ROOM DIMENSIONS

Bedroom	3 x 2.8
Kitchen	1.9 x 4.5
Bathroom	1.9 x 2
Living	2.8 x 2.7
Dining	2.2 x 4.9

[View Online](#)

ELARA

Exterior



GALLERY

Interior





FLOOR PLAN

Savanna

CABIN



CABIN DIMENSIONS

Width	4.2m
Length	14.8m

FLOOR PLAN AREA

Total Area	62.16m²
------------	---------

ROOM DIMENSIONS

Bedrooms	4 x 3
Kitchen	1.2 x 2.6
Bathroom	2.5 x 1.8
Living/Dining	4 x 2.7

View Online


SAVANNA

Exterior



GALLERY

Interior





FLOOR PLAN

Como

CABIN



CABIN DIMENSIONS

Width 3.6m
Length 9.6m

FLOOR PLAN AREA

Total Area 34.56m²

ROOM DIMENSIONS

Bedroom 3.4 x 2.8
Kitchen 2.4 x 3.4
Bathroom 3.4 x 1.2
Living/Dining 1.6 x 2.7

[View Online](#)

COMO

Exterior



GALLERY

Interior





FLOOR PLAN

Kiandra

CABIN



CABIN DIMENSIONS

Width	3.6m
Length	9.6m

FLOOR PLAN AREA

Total Area	34.56m ²
------------	---------------------

ROOM DIMENSIONS

Bedroom	2.7 x 3.4
Kitchen	3.4 x 2.1
Bathroom	3.4 x 1.4
Living/Dining	2.8 x 3.4

[View Online](#)


KIANDRA

Exterior



GALLERY

Interior





FLOOR PLAN

Solara

CABIN



CABIN DIMENSIONS

Width	3.6m
Length	7.6m

FLOOR PLAN AREA

Total Area	27.36m²
------------	---------

ROOM DIMENSIONS

Bedroom	3.4 x 3
Kitchen	3 x 1.3
Bathroom	2.5 x 1.6
Living/Dining	2.1 x 3

[View Online](#)

SOLARA

Exterior



GALLERY

Interior



Inclusions & Upgrades

Signature Range Inclusions





Built without compromise, the Signature Range embodies everything ZEDD stands for — elevated design, bespoke detail, and a finish that's second to none.

Kitchen

INCLUSIONS

UPSCALE FUNCTIONALITY & FINISH

1. 20mm Stone benchtops
2. Polytec Woodmatt doors, panels and drawer fronts
3. Soft-close hinges and drawers
4. Undermount sink
5. ABI Designer tapware (colour selections)
6. Fisher Paykel half drawer dishwasher
7. 60cm Westinghouse oven
8. 30cm Artusi gas cooktop
9. 60cm Westinghouse rangehood
10. Overhead cabinetry with bulkhead
11. Feature LED strip lighting




Bathroom

INCLUSIONS

PREMIUM HOTEL-STYLE COMFORT

- 1. Frameless shower screen
- 2. Back-to-wall toilet suite
- 3. 20mm stone top vanity with semi-inset basin
- 4. Premium tapware and accessories
- 5. Floor to ceiling wall tiling
- 6. Wall niches in shower with LED strip lighting



Interior Finishes

INCLUSIONS

LUXURY COMFORT & SOPHISTICATION:

- 1. Premium 4.5mm hybrid vinyl plank flooring
- 2. Feature MDF VJ grooved wall cladding
- 3. Upgraded wardrobe internals





Electrical

INCLUSIONS

SMART LIVING CONVENIENCE

1. 2x additional power points
2. 2x USB power points to bedroom(s)
3. LED downlights throughout
4. Feature wall sconces or ambient lighting
5. External weatherproof power point
6. External feature lighting



Exterior & Architectural Features

INCLUSIONS

HIGH-IMPACT APPEAL

- 1. Lysaght EnSeam wall and roof cladding
- 2. Architectural aluminium shrouds to windows & doors
- 3. Timber-look aluminium screening to façade
- 4. Timber-look aluminium screening to deck walls and ceiling



DESIGNER INCLUSIONS

Purposefully refined, with nothing unnecessary.

Our Designer Range offers a more minimalist take on the ZEDD experience — thoughtfully considered, beautifully built, and engineered to the same uncompromising standards as every cabin we deliver. While the finishes are more restrained, the quality, precision, and structural integrity remain identical. It's the ideal choice for projects that call for timeless design and functionality, without excess.

WARRANTY
10 Year Structural Warranty
3 Year Non-Structural Warranty
6 Monthly Service/Maintenance Commitment for 3 Years

PRELIMINARIES
Schematics
Design Development
Construction Documentation
Colour Selections
Estimating
Insurances
Contract Preparation

FOUNDATIONS*
Concrete or Screw Piers to Suit M Class Soil

INCLUSIONS

FLOOR SYSTEM
Engineering
Steel Floor System Design (per Engineer)
Yellow Tongue Sheet Flooring

FRAMES & TRUSSES
H2 90mm Termite Treated Frames & Trusses

WINDOWS & DOORS
Aluminium Windows & Doors as per plans

EXTERIOR
Colorbond Trimdek Wall Cladding
Colorbond Trimdek Roof Cladding, Guttering &
Powder Coated Aluminium Windows
Powder Coated Sliding Door
Fly Screens to All Windows & Sliding Doors
Instant Gas Hot Water Unit

INTERIOR
R3.5 Ceiling Insulation Batts
R2.0 Wall Insulation Batts
Sisalation to Under Roof
2400mm Ceiling Height
Internal Lever Handle Door Furniture
Flush Panel Internal Doors
External Lever Entrance Set
Flush Panel External Entrance Door
10mm Plasterboard to Walls

CONTINUED...

BEDROOM

White Melamine Shelf with Chrome Hanging Rod (if applicable)
Hinged Joinery Robe Doors (if applicable)

ELECTRICAL

2x Hard Wired Smoke Detectors
1x TV Point + Aerial Cable
1x Light Point per Room
1x Double GPO per Room (USB in Bedrooms/Kitchen)
240V Single Phase Distribution Board
3.5KW Split System to Main Living
Cat 6A Cable + Data Point (2m Roll End Under Deck)

KITCHEN

Laminated Benchtops
Melamine Doors/Drawers
Single Bowl Sink
Stainless Steel Dishwasher (if applicable)
Tile Splashback
Utensil Drawer
Kitchen Sink Mixer

INCLUSIONS

Bathroom / Ensuite / WC

Melamine Doors/Drawers
Ceramic Toilet Suite
Double Towel Rail & Toilet Roll Holder
Framed Shower Screen w/ Pivot Door
Basin Mixer
Wall Hung Vanity + Ceramic Top
Framed Edge Mirror Above Vanity
2m High Tiling to Shower
Shower Mixer
Shower Head
3-in-1 Heat Lamp & Exhaust Fan (Tastic)
Floor Tiling

INTERNAL FINISHES

Dulux Wash & Wear (1 Coat Primer + 2 Coats Finish)
Resilient Vinyl Plank 2.5mm Flooring to All Except Bathroom
Timber Pine Skirtings & Architraves (67x18mm)

OPTIONAL ADDITIONAL UPGRADES

Decking
Pergola
Wood fired hot tub
Skylights
Heated flooring
Concrete Parking area.
Colourbond Skirt to base of Cabin Perimeter.

Trade-In Program

HOW IT WORKS

1

VALUE APPRAISAL

We assess your current stock on-site.

A ZEDD Cabins representative visits your park to inspect the age, condition, and removal feasibility of your existing cabins. We'll document their structural state, utility connections, and overall market relevance. This step ensures we understand your site's unique layout and constraints before we proceed.

Outcome: A formal, no-obligation valuation and upgrade roadmap tailored to your park.

2

VALUE APPROVAL

You approve the trade-in proposal.

Once you've reviewed the valuation and are satisfied with the upgrade recommendation, we confirm your new ZEDD Cabin design selections and prepare for production.

Outcome: A locked-in build schedule and detailed project plan for your new cabins.

3

NEW CABIN CONSTRUCTION COMMENCEMENT

We build your new cabins in our controlled facility.

Construction begins in our off-site building facility. This reduces on-site disruptions and allows us to maintain strict quality control. During this period, your existing cabins remain operational and continue generating income.

Outcome: High-quality, custom-built ZEDD Cabins ready for seamless installation.

4

SEAMLESS TRANSITION: REMOVAL + INSTALLATION

We manage the entire swap-out process.

- Our licensed trades disconnect services (water, power, sewer) from the old cabins.
- Old cabins are safely removed and transported off-site.
- New cabins are installed immediately in the same locations.

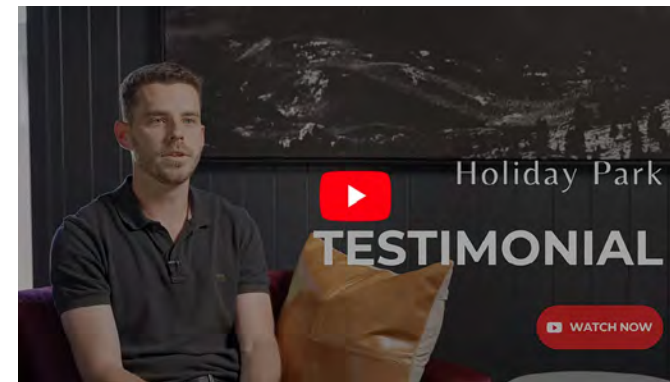
We coordinate timing so that removal and installation are completed with minimal guest impact and maximum efficiency—often within the same operational window.

Outcome: A refreshed, modern cabin inventory without sacrificing bookings or guest satisfaction.

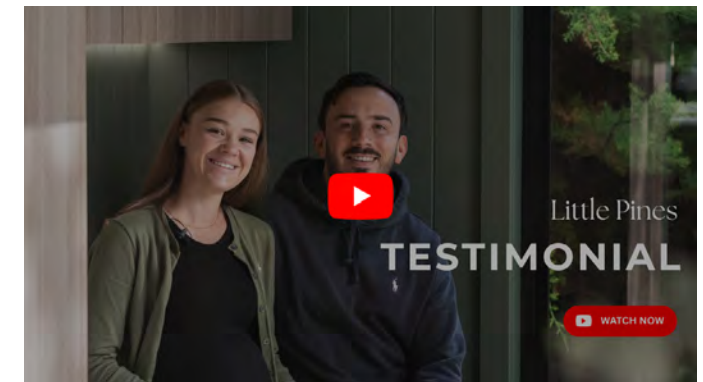
Testimonials

WHAT OUR CLIENTS SAY

TASMAN HOLIDAY PARKS



LITTLE PINES



LITTLE PINES

LINCOLN PLACE

“ZEDD is an honest family business, transparent in their communication, and genuinely care about delivering quality work.

Their pricing is competitive for the Griffith market, and the quality of their builds have minimal defects, which speaks volumes about their attention to detail and commitment to quality.

I highly recommend ZEDD as a builder.”

Henry Pilcher

Development Director at Lincoln Place





Register your interest

zeddcabins.com.au

Experience

48 Jensen rd, griffith nsw 2680

Disclaimer: the contents of this document is for information purposes only and while reasonable care has been taken in its preparation, the vendor, developer or any agent does not guarantee or warrant the accuracy, reliability, completeness or currency of the information or its usefulness in achieving any purpose. Any prices, dimensions, layout, design features, views, areas, plans, photographs and artist impressions are for presentation purposes and indicative only. All area calculations are based on the property council of product brochure Australia method of measurement guidelines and are estimates only. They should not be relied upon as an accurate representation of the final product. Any such information may change. The photographs and images contained within this document depict potential views that were reasonably anticipated as at the date that the photographs and other images were created. Although this document has been prepared with care, the information, forecasts and estimates within it are believed to be reasonable, it does not accept responsibility for any action taken in reliance on the information contained herein. Prospective purchasers and investors should make their own enquiries and take appropriate accounting, legal, taxation or investment advice regarding their own particular circumstances before making any decision concerning zedd.